

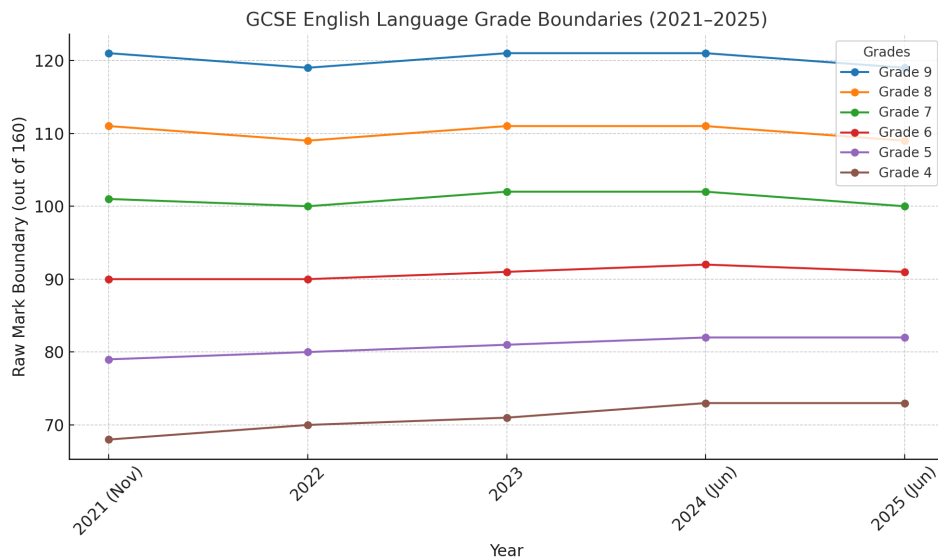
GCSE Grade Boundaries Analysis (English Language, English Literature, Maths Higher & Foundation)

English Language (2021–2025)

Year	Total	Grade 9	Grade 8	Grade 7	Grade 6	Grade 5	Grade 4
2021 (Nov)	160	121	111	101	90	79	68
2022	160	119	109	100	90	80	70
2023	160	121	111	102	91	81	71
2024 (Jun)	160	121	111	102	92	82	73
2025 (Jun)	160	119	109	100	91	82	73

Percentage Change (2021 → 2025)

Grade	% Change
Grade 9	-1.65%
Grade 8	-1.80%
Grade 7	-0.99%
Grade 6	1.11%
Grade 5	3.80%
Grade 4	7.35%



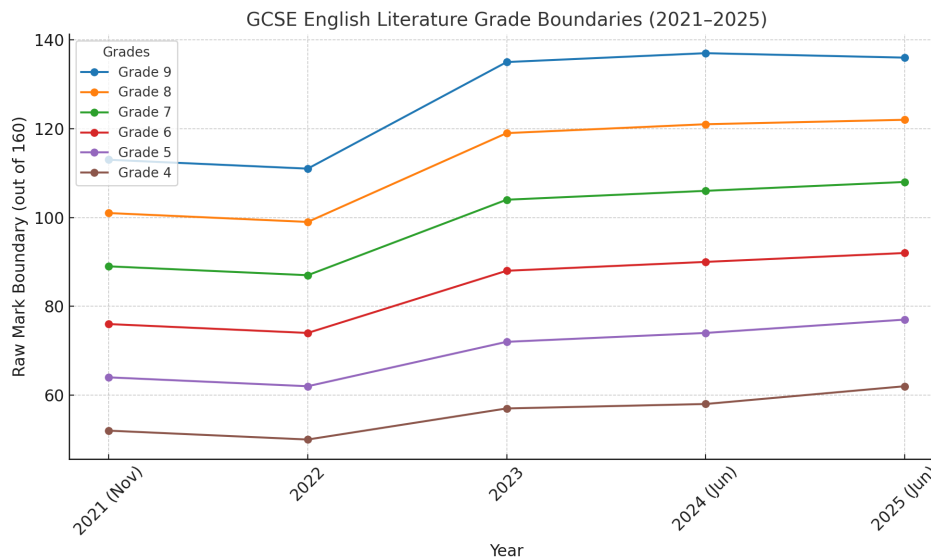
GCSE Grade Boundaries Analysis (English Language, English Literature, Maths Higher & Foundation)

English Literature (2021–2025)

Year	Total	Grade 9	Grade 8	Grade 7	Grade 6	Grade 5	Grade 4
2021 (Nov)	160	113	101	89	76	64	52
2022	160	111	99	87	74	62	50
2023	160	135	119	104	88	72	57
2024 (Jun)	160	137	121	106	90	74	58
2025 (Jun)	160	136	122	108	92	77	62

Percentage Change (2021 → 2025)

Grade	% Change
Grade 9	20.35%
Grade 8	20.79%
Grade 7	21.35%
Grade 6	21.05%
Grade 5	20.31%
Grade 4	19.23%



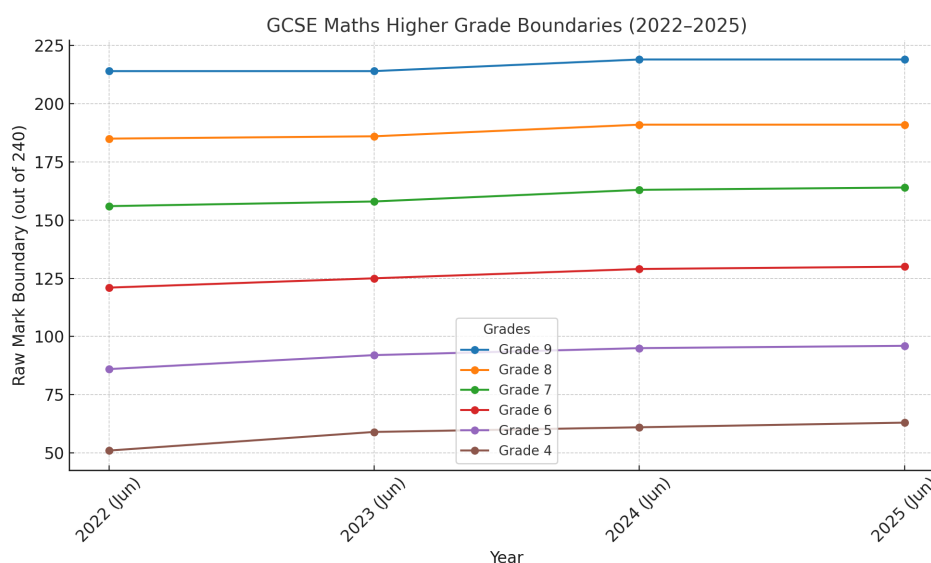
GCSE Grade Boundaries Analysis (English Language, English Literature, Maths Higher & Foundation)

Maths Higher (2022–2025)

Year	Total	Grade 9	Grade 8	Grade 7	Grade 6	Grade 5	Grade 4
2022 (Jun)	240	214	185	156	121	86	51
2023 (Jun)	240	214	186	158	125	92	59
2024 (Jun)	240	219	191	163	129	95	61
2025 (Jun)	240	219	191	164	130	96	63

Percentage Change (2022 → 2025)

Grade	% Change
Grade 9	2.34%
Grade 8	3.24%
Grade 7	5.13%
Grade 6	7.44%
Grade 5	11.63%
Grade 4	23.53%



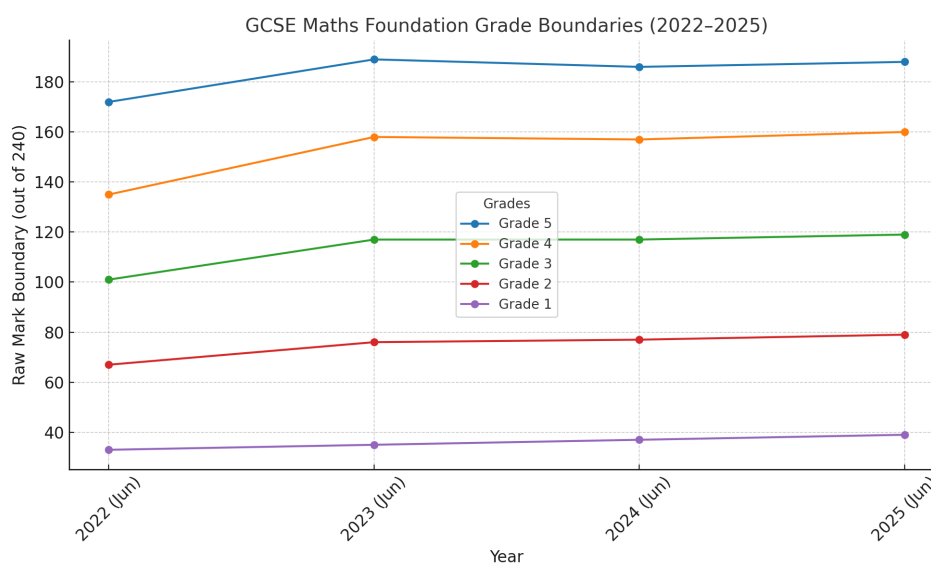
GCSE Grade Boundaries Analysis (English Language, English Literature, Maths Higher & Foundation)

Maths Foundation (2022-2025)

Year	Total	Grade 5	Grade 4	Grade 3	Grade 2	Grade 1
2022 (Jun)	240	172	135	101	67	33
2023 (Jun)	240	189	158	117	76	35
2024 (Jun)	240	186	157	117	77	37
2025 (Jun)	240	188	160	119	79	39

Percentage Change (2022 → 2025)

Grade	% Change
Grade 5	9.30%
Grade 4	18.52%
Grade 3	17.82%
Grade 2	17.91%
Grade 1	18.18%



Conclusion

Across the three subjects analysed (English Language, English Literature, and Maths – Higher & Foundation), several key patterns emerge:

1. English Language – Boundaries for top grades (9–7) remained largely stable, with slight decreases (~-1 to -2%). Lower boundaries (Grades 5 and 4) rose, with Grade 4 increasing over 7%.
2. English Literature – Saw more noticeable increases, particularly in higher grades, with Grade 9 rising over 20% between 2021 and 2025, reflecting stricter thresholds in recent years.
3. Maths Higher – Boundaries steadily increased across all grades, with Grades 7–4 showing 3–24% growth. Grade 9 rose modestly (+2.34%).
4. Maths Foundation – All grade thresholds increased consistently. Grade 5 rose ~9%, while lower grades (1–2) grew ~15–18%. This suggests a general upward trend, making it slightly harder to achieve a pass or strong pass compared with 2022.

Overall, English Literature and Maths (both tiers) show more upward movement in grade boundaries than English Language. This indicates tightening standards and higher thresholds, particularly in Literature and Maths Foundation.